

DIAMOND BLADES

2022 PRODUCT GUIDE



CONTRACTOR PROVEN EQUIPMENT
— SINCE 1946 —

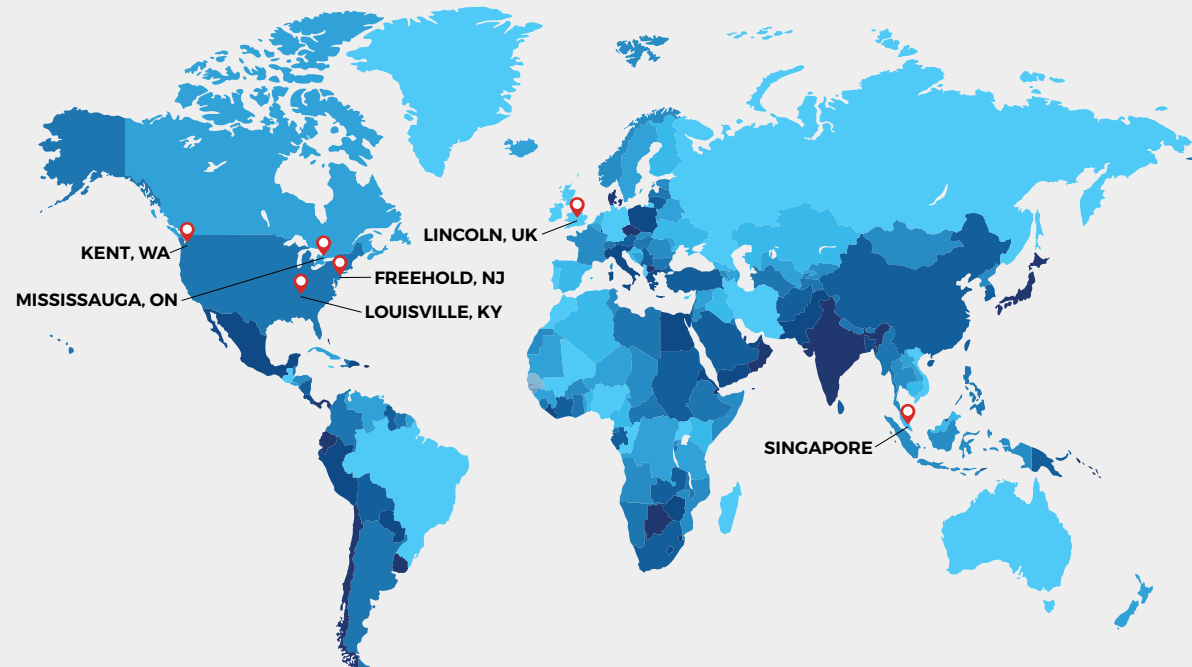
BartellGlobal.com

CONTRACTOR PROVEN EQUIPMENT

— SINCE 1946 —

OVER 75 YEARS OF QUALITY
EQUIPMENT MANUFACTURING

Our story began in 1946 when Art Bartell started building equipment for the construction industry. The Bartell brand quickly earned the trust & loyalty of contractors across North America. Now, 75 years later, Bartell Global has grown into an industry-leading international manufacturer of high-end Construction and Surface Preparation Equipment.



* Shaded portions represent common stock items.

Rev 02

Small/Medium Diameter Turbo 4"-14" Blades - Wet or Dry (BTS,BTM)	4
Small Diameter Segmented 4"-10" Blades - Wet or Dry (BSS)	5
BSM Spotlight	6
Medium Diameter Segmented 12"-20" Blades - Wet or Dry (BCS)	8
Large Diameter Segmented 12"-36" Flat Saw Blades - Wet (BFS)	9
Tile and Stone Blades (BCS, BCM)	10
Tuck Point Blades (BTP)	11
Crack Chasers (CCV)	12
Grinding Wheels (CSS, CDS, CST, CTS,)	13
Grinding Disc & Blocks (GDS, DBX)	14
Wet Drilling Core Bits (CBW)	15
Dry Drilling Core Bits (CBD)	16
Granite & Marble Drill Bits & Hole Saws (DBS, HSS)	17
Indy Cutt Blades (BEE)	18
Technical Specifications	19

Asphalt & Green Concrete	Asphalt Over Concrete & Light Weight Block	Standard Concrete Block	Cured Concrete Soft Aggre-	Cured Concrete Medium Aggregate	Pavers & Soft Clay Brick	Cured Concrete Hard Aggregate	Concrete Bridge Deck	Hard Brick, Roof Tiles, Other Clay	Soft & Medium Stone	Hard Stone	Porcelain & Ceramics	
CODE 1	CODE 2		CODE 3			CODE 4		CODE 5			CODE 6	
								CODE 7		CODE 8		
CODE C											CODE 8	

SMALL/MEDIUM DIAMETER TURBO 4"-14" WET OR DRY BLADES



Bartell turbo blades are available in both general purpose bonds, and bonds for stone cutting. With five different quality levels to choose from, you know you'll find the right blade for your budget and application.

ECONOMY & VALUE

BTS 1 & 2 SERIES

SINTERED ATTACHMENT
SEGMENT HEIGHT 10 & 8MM

AvailableSizes	CODE 3	CODE 3
	Part #	Part #
4" x .080 x 7/8 - 5/8"	4BTS1.3	4BTS2.3
4½" x .080 x 7/8 - 5/8"	412BTS1.3	412BTS2.3
5" x .080 x 7/8 - 5/8"	5BTS1.3	5BTS2.3
6" x .080 x 7/8 - 5/8"	6BTS1.3	6BTS2.3
7" x .095 x 5/8" Universal	7BTS1.3	7BTS2.3
8" x .095 x 5/8" Universal	8BTS1.3	8BTS2.3
9" x .095 x 5/8" Universal	9BTS1.3	-
10" x .095 x 5/8" Universal	10BTS1.3	10BTS2.3
12" x .125 x 1" - 20mm	12BTM1.3	12BTM2.3
14" x .125 x 1" - 20mm	14BTM1.3	14BTM2.3

STANDARD QUALITY

BTS 3 SERIES

SINTERED ATTACHMENT
SEGMENT HEIGHT 8MM

AvailableSizes	CODE 3
	Part #
4" x .080 x 7/8 - 5/8"	4BTS3.3
4½" x .080 x 7/8 - 5/8"	412BTS3.3
5" x .080 x 7/8 - 5/8"	5BTS3.3
6" x .080 x 7/8 - 5/8"	6BTS3.3
7" x .095 x 5/8" Universal	7BTS3.3
8" x .095 x 5/8" Universal	8BTS3.3
9" x .095 x 5/8" Universal	9BTS3.3
10" x .095 x 5/8" Universal	10BTS3.3
12" x .125 x 1" - 20mm	12BTM3.3
14" x .125 x 1" - 20mm	14BTM3.3

PREMIUM QUALITY

BTS 4 SERIES

SINTERED ATTACHMENT
SEGMENT HEIGHT 9MM

AvailableSizes	CODE 3
	Part #
4" x .080 x 7/8 - 5/8"	4BTS4.3
4½" x .080 x 7/8 - 5/8"	412BTS4.3
5" x .080 x 7/8 - 5/8"	5BTS4.3
6" x .080 x 7/8 - 5/8"	6BTS4.3
7" x .095 x 5/8" Universal	7BTS4.3
8" x .095 x 5/8" Universal	8BTS4.3
9" x .095 x 5/8" Universal	9BTS4.3
10" x .125 x 5/8" Universal	10BTS4.3
12" x .125 x 1" - 20mm	12BTM4.3
14" x .125 x 1" - 20mm	14BTM4.3

SUPREME QUALITY

BTS 5 SERIES

SINTERED ATTACHMENT
SEGMENT HEIGHT 8MM

AvailableSizes	CODE 6
	Part #
4" x .080 x 7/8 - 5/8"	4BTS5.6
4½" x .080 x 7/8 - 5/8"	412BTS5.6
5" x .080 x 7/8 - 5/8"	5BTS5.6
6" x .080 x 7/8 - 5/8"	6BTS5.6
7" x .095 x 5/8" Universal	7BTS5.6
8" x .095 x 5/8" Universal	8BTS5.6
9" x .095 x 5/8" Universal	9BTS5.6
10" x .095 x 5/8" Universal	10BTS5.6
12" x .125 x 1" - 20mm	12BTM5.6
14" x .125 x 1" - 20mm	14BTM5.6

SMALL DIAMETER SEGMENTED 4"-10" WET OR DRY BLADES



Bartell offers 5 quality levels and four different applications of small diameter segmented blades. Segment heights range from 8mm to 12mm giving you great life. We also have both HPS and laser welded blades. With all of these great features, you know that we give you the best selection of price and quality available.

VALUE QUALITY

BSS 1 & 2 SERIES

SINTERED ATTACHMENT
SEGMENT HEIGHT 10 & 8MM

AvailableSizes	CODE 3	CODE 5	CODE 3
	Part #	Part #	Part #
4" x .080 x 7/8 - 5/8"	4BSS1.3	4BSS1.5	4BSS2.3
4½" x .080 x 7/8 - 5/8"	412BSS1.3	412BSS1.5	412BSS2.3
5" x .080 x 7/8 - 5/8"	5BSS1.3	5BSS1.5	5BSS2.3
6" x .080 x 7/8 - 5/8"	6BSS1.3	-	6BSS2.3
7" x .095 x 5/8" Universal	7BSS1.3	7BSS1.5	7BSS2.3
8" x .095 x 5/8" Universal	8BSS1.3	-	8BSS2.3
9" x .095 x 5/8" Universal	9BSS1.3	-	-
10" x .095 x 5/8" Universal	10BSS1.3	-	10BSS2.3

STANDARD QUALITY

BSS 3 SERIES

SINTERED ATTACHMENT
SEGMENT HEIGHT 7MM

AvailableSizes	CODE 3
	Part #
4" x .080 x 7/8 - 5/8"	4BSS3.3
4½" x .080 x 7/8 - 5/8"	412BSS3.3
5" x .080 x 7/8 - 5/8"	5BSS3.3
6" x .080 x 7/8 - 5/8"	6BSS3.3
7" x .095 x 5/8" Universal	7BSS3.3
8" x .095 x 5/8" Universal	8BSS3.3
9" x .095 x 5/8" Universal	9BSS3.3
10" x .095 x 5/8" Universal	10BSS3.3

PREMIUM QUALITY

BSS 4 SERIES






SINTERED ATTACHMENT
SEGMENT HEIGHT 8.5 - 10MM

AvailableSizes	CODE 1	CODE 5	CODE X
	Part #	Part #	Part #
4" x .080 x 7/8 - 5/8"	-	4BSS4.5	4BSS4.X
4½" x .080 x 7/8 - 5/8"	-	412BSS4.5	412BSS4.X
5" x .080 x 7/8 - 5/8"	-	5BSS4.5	5BSS4.X
6" x .080 x 7/8 - 5/8"	-	-	6BSS4.X
7" x .095 x 5/8" Universal	-	7BSS4.5	7BSS4.X
8" x .095 x 5/8" Universal	8BSS4.1	-	8BSS4.X
9" x .095 x 5/8" Universal	9BSS4.1	-	-
10" x .095 x 5/8" Universal	10BSS4.1	-	10BSS4.X

 <p>BSM2.1 SERIES 10mm HPS w/UCP Light duty blade for small jobs. Narrow gullet design good for asphalt and green concrete. Best used on hand held saws</p>	 <p>BSM3.1 SERIES 12mm LW w/UCP Medium duty blade for average jobs. Wide gullet design - great for asphalt. Use on hand held saws up to 13hp push saws.</p>	 <p>BSM4.1 SERIES 12mm HPS w/UCP Heavy duty blade for large jobs. Narrow gullet design for asphalt and green concrete. Use on hand held saws up to 20hp push saws</p>	 <p>BSM5.1 SERIES 10mm LW w/UCP Professional duty blade. Wide gullet design - great for asphalt. Use on hand held saws and up to 20hp push saws.</p>	 <p>BSM4.6 SERIES 10mm HPS Samurai 2 T-segment with ribbed core. Our best performing blade. Use on hand held, masonry saws and up to 13hp push saws.</p>
--	---	---	---	--

 <p>BSM3.6 SERIES 10mm segment Medium duty blade. Wide gullet design great for brick and pavers. Best use on hand held and masonry saws.</p>	 <p>BSM4.7 SERIES 10mm segment Medium duty blade. Great for stone brick concrete and pavers. Best use on hand held and masonry saws.</p>	 <p>BSM0.4 SERIES 12.5mm segment Entry level blade. Great for brick, pavers, concrete and stone. Best use on hand held and masonry saws.</p>	 <p>BSM1.4 SERIES 12.5mm laser welded Value level blade. Great for brick, block concrete and pavers. Best use on hand held and masonry saws.</p>	 <p>BSM3.4 SERIES 13mm segment Heavy duty blade. Great for brick, block concrete and pavers. Best use on hand held and masonry saws.</p>
--	--	--	--	--

 <p>BSM2.3 SERIES 12mm LW segment Made in America. Good speed and life in concrete brick, block and pavers. Use on hand held masonry and up to 13hp push saws.</p>	 <p>BSM3.3 SERIES 13mm LW segment Medium duty blade. Good speed and life in concrete brick, block and pavers. Use on hand held masonry and up to 20hp push saws.</p>	 <p>BSM4.3 SERIES 15mm LW skip segment Heavy duty blade. Alternating turbo segments for fast cutting of masonry. Use on hand held and masonry saws.</p>	 <p>BSM4.5 SERIES 10mm HPS T-Seg Heavy duty blade. T-Segment design propels blade for effortless cutting. Use on hand held, masonry saws and up to 13hp push saws.</p>	 <p>BSM2.CP SERIES 10mm LW segment with UCP Cuts most materials. Our lowest cost combination blade. Use on hand held, masonry saws and up to 13hp push saws.</p>
--	---	--	--	---

 <p>BSM3.C SERIES 10mm LW segment Professional Blade. Wide gullet design great for brick, stone and pavers. Best use on hand held and masonry saws.</p>	 <p>BSM4.C SERIES 10mm w/UCP Heavy duty blade. Use for cutting a bit of everything shown. Use on hand held, push and masonry saws.</p>	 <p>BSM5.C SERIES 12mm w/UCP Professional blade. Use for cutting a bit of everything shown. Use on hand held, push and masonry saws.</p>	 <p>BSM4.X SERIES Vacuum braised Professional blade. Patterned diamond for fast cutting. Use on hand held masonry saws and up to 20hp push saws.</p>	 <p>BSM5.X SERIES Vacuum braised. Silicon carbide core protection. Use for cutting steel, plastic, fibre glass, aluminum and more. Use on hand held and masonry saws.</p>
--	---	---	---	--

Asphalt & Green Concrete	Asphalt Over Concrete & Light Weight Block	Standard Concrete Block	Cured Concrete Soft Aggregate	Cured Concrete Medium Aggregate	Pavers & Soft Clay Brick	Cured Concrete Hard Aggregate	Concrete Bridge Deck	Hard Brick, Roof Tiles, Other Clay	Soft & Medium Stone	Hard Stone	Porcelain & Ceramics	
CODE 1	CODE 2		CODE 3			CODE 4		CODE 5			CODE 6	
			CODE 7		CODE 8							
CODE C										CODE 8		

UNDERSTANDING THE PART NUMBER

4BSS3.2

- 4: Diameter
- BSS: Blade, Segmented, Small Diameter
- 3: Quality Level
- 2: Application Code

MEDIUM DIAMETER SEGMENTED 12"-20" WET OR DRY BLADES



LARGE DIAMETER SEGMENTED 12"-36" FLAT SAW WET BLADES



Value Quality	CODE 1	CODE 2	CODE 3	CODE 4	CODE 5	CODE 6	CODE 7	CODE 8	CODE C
12" x .125 x 1"				12BSM0.4					
14" x .125 x 1"				14BSM0.4					
Standard Quality	CODE 1	CODE 2	CODE 3	CODE 4	CODE 5	CODE 6	CODE 7	CODE 8	CODE C
12" x .125 x 1"				12BSM1.4					
14" x .125 x 1"				14BSM1.4	14BSM1.5				
16" x .125 x 1"				16BSM1.4					
Premium Quality	CODE 1	CODE 2	CODE 3	CODE 4	CODE 5	CODE 6	CODE 7	CODE 8	CODE C
12" x .125 x 1"	12BSM2.1		12BSM2.3	12BSM2.4	12BSM2.5				
14" x .125 x 1"	14BSM2.1		14BSM2.3	14BSM2.4	14BSM2.5				
16" x .125 x 1"	16BSM2.1								
12" x .125 x 1"						12BSM2.6P			
14" x .125 x 1"						14BSM2.6P			14BSM2CP
16" x .125 x 1"						16BSM2.6P			16BSM2CP
Premium Plus Quality	CODE 1	CODE 2	CODE 3	CODE 4	CODE 5	CODE 6	CODE 7	CODE 8	CODE C
12" x .125 x 1"	12BSM3.1		12BSM3.3	12BSM3.4	12BSM3.5	12BSM3.6			12BSM3.C
14" x .125 x 1"	14BSM3.1		14BSM3.3	14BSM3.4	14BSM3.5	14BSM3.6			14BSM3.C
16" x .125 x 1"	16BSM3.1		16BSM3.3						16BSM3.C
18" x .125 x 1"			18BSM3.3						18BSM3.C
20" x .125 x 1"			20BSM3.3						
Professional Quality	CODE 1	CODE 2	CODE 3	CODE 4	CODE 5	CODE 6	CODE 7	CODE 8	CODE C
12" x .125 x 1"	12BSM4.1	12BSM4.2	12BSM4.3	12BSM4.4	12BSM4.5	12BSM4.6	12BSM4.7		12BSM4.C
14" x .125 x 1"	14BSM4.1	14BSM4.2	14BSM4.3	14BSM4.4	14BSM4.5	14BSM4.6	14BSM4.7		14BSM4.C
16" x .125 x 1"	16BSM4.1	16BSM4.2	16BSM4.3	16BSM4.4					16BSM4.C
18" x .125 x 1"	18BSM4.1	18BSM4.2	18BSM4.3	18BSM4.4					18BSM4.C
20" x .125 x 1"	20BSM4.1	20BSM4.2	20BSM4.3	20BSM4.4					20BSM4.C
Supreme Quality	CODE 1	CODE 2	CODE 3	CODE 4	CODE 5	CODE 6	CODE 7	CODE 8	CODE C
12" x .125 x 1"	12BSM5.1	12BSM5.2	12BSM5.3	12BSM5.4		12BSM5.6			12BSM5.C
14" x .125 x 1"	14BSM5.1	14BSM5.2	14BSM5.3	14BSM5.4		14BSM5.6			14BSM5.C
16" x .125 x 1"	16BSM5.1	16BSM5.2	16BSM5.3						16BSM5.C
18" x .125 x 1"	18BSM5.1	18BSM5.2	18BSM5.3	18BSM5.4					18BSM5.C
20" x .125 x 1"	20BSM5.1	20BSM5.2	20BSM5.3	20BSM5.4					20BSM5.C
24" x .140 x 1"									24BSM5.C


Specialty Premium	AC-D	AC-X
12" x .125 x 1"	12BSM4.D	12BSM4.X
14" x .125 x 1"	14BSM4.D	14BSM4.X
16" x .125 x 1"	16BSM4.D	16BSM4.X
18" x .140 x 1"		18BSM4.X
Specialty Supreme	AC-D	AC-X
12" x .125 x 1"		12BSM5.X
14" x .125 x 1"		14BSM5.X
16" x .125 x 1"		16BSM5.X

CUSTOM SIZES AVAILABLE. CALL FOR DETAILS.

AC-D Ductile Iron Blades
Specifically for use on ductile iron pipe. Electroplated silicon carbide core design keep blade from binding in the cut.

AC-X Combination Blades
Use on steel, aluminum, stainless steel, fiberglass, composites and commercial roofing.

Bartell's BFS series blades are manufactured in the United States and we offer bonds for every application. We stock 12" through 36" diameter, but can build up to 54" diameter with any custom specification available. Recommended for 27hp and above.




STANDARD QUALITY

BFS3 SERIES

LASER ATTACHMENT
SEGMENT HEIGHT .300"

Available Sizes	CODE 1	CODE 2	CODE 3	CODE 4	CODE 5
	Part #	Part #	Part #	Part #	Part #
12" x .125 x 1"	12BFS3.1	12BFS3.2	12BFS3.3	12BFS3.4	12BFS3.5
14" x .125 x 1"	14BFS3.1	14BFS3.2	14BFS3.3	14BFS3.4	14BFS3.5
16" x .125 x 1"	16BFS3.1	16BFS3.2	16BFS3.3	16BFS3.4	16BFS3.5
18" x .125 x 1"	18BFS3.1	18BFS3.2	18BFS3.3	18BFS3.4	18BFS3.5
20" x .125 x 1"	20BFS3.1	20BFS3.2	20BFS3.3	20BFS3.4	20BFS3.5
24" x .165 x 1"	24BFS3.1	24BFS3.2	24BFS3.3	24BFS3.4	24BFS3.5
26" x .165 x 1"	26BFS3.1	26BFS3.2	26BFS3.3	26BFS3.4	26BFS3.5
30" x .187 x 1"	30BFS3.1	30BFS3.2	30BFS3.3	30BFS3.4	30BFS3.5
36" x .187 x 1"	36BFS3.1	36BFS3.2	36BFS3.3	36BFS3.4	36BFS3.5




PREMIUM QUALITY

BFS4 SERIES

LASER ATTACHMENT
SEGMENT HEIGHT .400"

Available Sizes	CODE 1	CODE 2	CODE 3	CODE 4	CODE 5
	Part #	Part #	Part #	Part #	Part #
12" x .125 x 1"	12BFS4.1	12BFS4.2	12BFS4.3	12BFS4.4	12BFS4.5
14" x .125 x 1"	14BFS4.1	14BFS4.2	14BFS4.3	14BFS4.4	14BFS4.5
16" x .125 x 1"	16BFS4.1	16BFS4.2	16BFS4.3	16BFS4.4	16BFS4.5
18" x .125 x 1"	18BFS4.1	18BFS4.2	18BFS4.3	18BFS4.4	18BFS4.5
20" x .125 x 1"	20BFS4.1	20BFS4.2	20BFS4.3	20BFS4.4	20BFS4.5
24" x .165 x 1"	24BFS4.1	24BFS4.2	24BFS4.3	24BFS4.4	24BFS4.5
26" x .165 x 1"	26BFS4.1	26BFS4.2	26BFS4.3	26BFS4.4	26BFS4.5
30" x .187 x 1"	30BFS4.1	30BFS4.2	30BFS4.3	30BFS4.4	30BFS4.5
36" x .187 x 1"	36BFS4.1	36BFS4.2	36BFS4.3	36BFS4.4	36BFS4.5



SUPREME QUALITY

BFS5 SERIES

LASER ATTACHMENT
SEGMENT HEIGHT .450"

Available Sizes	CODE 1	CODE 2	CODE 3	CODE 4	CODE 5
	Part #	Part #	Part #	Part #	Part #
12" x .125 x 1"	12BFS5.1	12BFS5.2	12BFS5.3	12BFS5.4	12BFS5.5
14" x .125 x 1"	14BFS5.1	B14FS5.2	B14FS5.3	B14FS5.4	B14FS5.5
16" x .125 x 1"	16BFS5.1	16BFS5.2	16BFS5.3	16BFS5.4	16BFS5.5
18" x .125 x 1"	18BFS5.1	18BFS5.2	18BFS5.3	18BFS5.4	18BFS5.5
20" x .125 x 1"	20BFS5.1	20BFS5.2	20BFS5.3	20BFS5.4	20BFS5.5
24" x .165 x 1"	24BFS5.1	24BFS5.2	24BFS5.3	24BFS5.4	24BFS5.5
26" x .165 x 1"	26BFS5.1	26BFS5.2	26BFS5.3	26BFS5.4	26BFS5.5
30" x .187 x 1"	30BFS5.1	30BFS5.2	30BFS5.3	30BFS5.4	30BFS5.5
36" x .187 x 1"	36BFS5.1	36BFS5.2	36BFS5.3	36BFS5.4	36BFS5.5


Bartell Tile and Stone blades are available in both continuous rim and serrated, from 4" through 14".

More than 50% of the cost of a re-pointing job is labor related. The right tuck point blade can reduce up to 40% of the grinding time. Bartell offers 5 different types of tuck point blades to give you the best combination of speed and life.



DRY TILE BLADES

Available Sizes	QUALITY 2
	CODE 8
	Part #
4" x .060 x 5/8"	4BCS2.8
4½" x .060 x 5/8"	412BCS2.8
6" x .060 x 5/8"	6BCS2.8
7" x .060 x 5/8"	7BCS2.8
8" x .060 x 5/8"	8BCS2.8
10" x .060 x 5/8"	10BCS2.8



WET TILE BLADES

Available Sizes	QUALITY 3
	CODE 8
	Part #
4" x .060 x 5/8"	4BCS3.8
4½" x .060 x 5/8"	412BCS3.8
6" x .060 x 5/8"	6BCS3.8
7" x .060 x 5/8"	7BCS3.8
8" x .060 x 5/8"	8BCS3.8
10" x .060 x 5/8"	10BCS3.8



ECONOMY TUCK POINT

Available Sizes	QUALITY 1
	CODE 2
	Part #
4" x .250 x 7/8"	4BTP1.2
4½" x .250 x 7/8"	412BTP1.2
5" x .250 x 7/8"	5BTP1.2
7" x .250 x 7/8"	7BTP1.2



VALUE QUALITY

Available Sizes	QUALITY 2
	CODE 2
	Part #
4" x .250 x 7/8"	4BTP2.2
4½" x .250 x 7/8"	412BTP2.2
5" x .250 x 7/8"	5BTP2.2
7" x .250 x 7/8"	7BTP2.2




WET PORCELAIN BLADES

Available Sizes	QUALITY 4
	CODE 8
	Part #
4" x .060 x 5/8"	4BCM4.8
6" x .060 x 5/8"	6BCM4.8
7" x .060 x 5/8"	7BCM4.8
8" x .060 x 5/8"	8BCM4.8
10" x .060 x 5/8"	10BCS4.8
12" x .080 x 1"	12BCS4.8
14" x .080 x 1"	14BCS4.8



WET GLASS BLADES

Available Sizes	QUALITY 5
	CODE 9
	Part #
4" x .050 x 5/8"	4BCS5.9
7" x .050 x 5/8"	7BCS5.9
8" x .060 x 5/8"	8BCS5.9
10" x .050 x 5/8"	10BCS5.9
12" x .060 x 1"	12BCS5.9



PREMIUM TUCK POINT


Available Sizes	QUALITY 3
	CODE 2
	Part #
4" x .250" Twin Tuck Point	4BTP3.2
4" x .375" Triple Tuck Point	4375BTP3.2
4½" x .250" Twin Tuck Point	412BTP3.2
4½" x .375" Triple Tuck Point	412375BTP3.2
5" x .250" Twin Tuck Point	5BTP3.2
5" x .375" Triple Tuck Point	5375BTP3.2
7" x .250" Twin Tuck Point	7BTP3.2
7" x .375" Triple Tuck Point	7375BTP3.2



SUPREME TUCK POINT

Available Sizes	QUALITY 5
	CODE 2
	Part #
4" x .250 x 7/8"	4BTP5.2
4½" x .250 x 7/8"	412BTP5.2
5" x .250 x 7/8"	5BTP5.2
7" x .250 x 7/8"	7BTP5.2

V-Shape Crack Chaser for dry cutting. Blade is designed to clean and widen pavement cracks for repair and resealing fast and efficiently. These blades are ideal for use with angle grinders. Our professional grade products have the highest diamond particles per segment and are manufactured for industrial use with life of product to the core. Ideal for crack repair specialists, concrete restoration and pre-surface preparation.



STANDARD V-SEGMENT

PREMIUM V-SEGMENT

AvailableSizes	CODE 3
	Part #
4" x 1/4" x 7/8 - 5/8"	414CCV2.3
4" x 3/8" x 5/8 - 11"	438CCV2.3T
5" x 1/4" x 7/8 - 5/8"	514CCV2.3
5" x 3/8" x 7/8 - 5/8"	538CCV2.3
7" x 1/4" x 7/8 - 5/8"	714CCV2.3
7" x 3/8" x 7/8 - 5/8"	738CCV2.3
8" x 1/4" x 7/8 - 5/8"	814CCV2.3
8" x 3/8" x 7/8 - 5/8"	838CCV2.3

AvailableSizes	CODE 3
	Part #
4" x 3/8" x 5/8 - 11"	438CCV3.3T
4" x 1/2" x 7/8 - 5/8"	412CCV3.3
5" x 3/8" x 7/8 - 5/8"	538CCV3.3
5" x 1/2" x 7/8 - 5/8"	512CCV3.3
7" x 3/8" x 5/8 - 11"	738CCV3.3T
7" x 1/2" x 7/8 - 5/8"	712CCV3.3
8" x 3/8" x 7/8 - 5/8"	838CCV3.3
8" x 1/2" x 7/8 - 5/8"	812CCV3.3

Asphalt & Green Concrete	Asphalt Over Concrete & Light Weight Block	Standard Concrete Block	Cured Concrete Soft Aggre-	Cured Concrete Medium Aggregate	Cured Concrete Pavers & Soft Clay Brick	Cured Concrete Hard Aggregate	Concrete Bridge Deck	Hard Brick, Roof Tiles, Other Clay	Soft & Medium Stone	Hard Stone	Porcelain & Ceramics	
CODE 1	CODE 2		CODE 3			CODE 4		CODE 5			CODE 6	
			CODE 7		CODE 8		CODE C		CODE 8			

Choose from 4 different cup designs and four different quality levels to fit all of your grinding needs. Cup wheels are available in 4" through 7" diameters



SINGLE ROW CUP WHEEL

AvailableSizes	QUALITY 1	QUALITY 2
	CODE 3	CODE 3
	Part #	Part #
4" x 7/8"	-	4CSS2.3
4" x 5/8"-11	4CSS1.3T	4CSS2.3T
4 1/2" x 7/8"	-	412CSS2.3
4 1/2" x 5/8"-11	-	412CSS2.3T
5" x 7/8"	-	5CSS2.3
5" x 5/8"-11	-	5CSS2.3T
7" x 7/8"	-	7CSS2.3
7" x 5/8"-11	7CSS1.3T	7CSS2.3T



T-SEGMENT CUP WHEEL

AvailableSizes	QUALITY 1	QUALITY 4
	CODE 3	CODE 3
	Part #	Part #
4" x 7/8"	-	4CTS4.3
4" x 5/8"-11	4CTS1.3T	4CTS4.3T
4 1/2" x 7/8"	-	412CTS4.3
4 1/2" x 5/8"-11	-	412CTS4.3T
5" x 7/8"	-	5CTS4.3
5" x 5/8"-11	-	5CTS4.3T
7" x 7/8"	-	7CTS4.3
7" x 5/8"-11	7CTS1.3T	7CTS4.3T



DOUBLE ROW CUP WHEEL

AvailableSizes	QUALITY 1	QUALITY 2	QUALITY 4
	CODE 3	CODE 3	CODE 3
	Part #	Part #	Part #
4" x 7/8"	4CDS1.3	4CDS2.3	4CDS4.3
4" x 5/8"-11	4CDS1.3T	4CDS2.3T	4CDS4.3T
4 1/2" x 7/8"	-	412CDS2.3	412CDS4.3
4 1/2" x 5/8"-11	-	412CDS2.3T	412CDS4.3T
5" x 7/8"	-	5CDS2.3	-
5" x 5/8"-11	5CDS1.3T	5CDS2.3T	-
7" x 7/8"	7CDS1.3	7CDS2.3	7CDS4.3
7" x 5/8"-11	7CDS1.3T	7CDS2.3T	7CDS4.3T



SEGMENTED TURBO WHEEL

AvailableSizes	QUALITY 1	QUALITY 2	Available Sizes	QUALITY 3	QUALITY 4
	CODE 3	CODE 3		CODE 3	CODE 3
	Part #	Part #		Part #	Part #
4" x 7/8" 8 Segment	-	4CST2.3	4" x 7/8" 14 Segment	4CST3.3	4CST4.3
4" x 5/8"-11 8 Segment	4CST1.3T	4CST2.3T	4" x 5/8"-11 14 Segment	4CST3.3T	4CST4.3T
4 1/2" x 7/8" 9 Segment	-	412CST2.3	4 1/2" x 7/8" 15 Segment	412CST3.3	-
4 1/2" x 5/8"-11 9 Segment	-	412CST2.3T	4 1/2" x 5/8"-11 15 Segment	412CST3.3T	-
7" x 7/8" 12 Segment	-	7CST2.3	7" x 7/8" 24 Segment	7CST3.3	7CST4.3
7" x 5/8"-11 12 Segment	7CST1.3T	7CST2.3T	7" x 5/8"-11 24 Segment	7CST3.3T	7CST4.3T

Bartell Diablox grinding blocks and diamond discs are used on low rpm single and dual disc floor grinders. Diablox are a great alternative to stones because of production rates and cost.



10" GRINDING DISCS

Available Sizes	QUALITY 4	QUALITY 4	QUALITY 5
	CODE 1	CODE 3	CODE 3
	Part #	Part #	Part #
20 Segment 4 Bolt	10GDS4.1	10GDS4.3	10GDS5.3

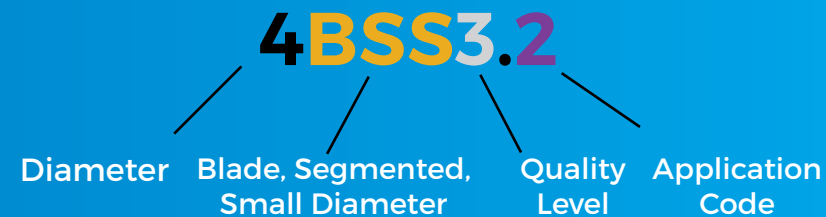


DIABLOX

Available Sizes	QUALITY 4	QUALITY 4
	CODE 1	CODE 3
	Part #	Part #
4" x 2" x 2" Grinding Block	DBX4.1	DBX4.3
4.3 Replacement Plate	-	DBX4.3RP
Wood Wedge - All blocks	DBXWW	DBXWW
6 Piece kit with case	-	DBX43KIT

Magnetic Diamond Grinding and Polishing Discs and Pads may be found in our Grinding and Polishing catalog. Ask your Bartell Global sales person for details.

UNDERSTANDING THE PART NUMBER



Our wet core bit designs feature laser welded segments for safety. The CBW2.4 series offers a unique concave edge design for fast starting. The CBW3.4 series has a serrated segment for fast drilling, and has a threaded cap so you can add 12" tube extensions for deeper drilling.

WET CONCRETE - STANDARD QUALITY

CBW1 SERIES

LASER ATTACHMENT
SEGMENT HEIGHT 10MM



Available Sizes			CODE 4
			Part #
1½" x	1¼"	-7thd	112CBW1.4
2" x	1¼"	-7 thd	2CBW1.4
2½" x	1¼"	-7 thd	212CBW1.4
3" x	1¼"	-7 thd	3CBW1.4
3½" x	1¼"	-7 thd	312CBW1.4
4" x	1¼"	-7 thd	4CBW1.4
5" x	1¼"	-7 thd	5CBW1.4
6" x	1¼"	-7 thd	6CBW1.4

WET CONCRETE - PREMIUM QUALITY

CBW2 SERIES

LASER ATTACHMENT
SEGMENT HEIGHT 10MM



Available Sizes	QUALITY 2	Available Sizes	QUALITY 2
	CODE 4		CODE 4
		Part #	
1" x 5/8" -11 thd	1CBW2.4	4½" x 1¼" -7 thd	412CBW2.4
1 1/8" x 5/8" -11 thd	118CBW2.4	5" x 1¼" -7 thd	5CBW2.4
1¼" x 5/8" -11thd	114CBW2.4	6" x 1¼" -7 thd	6CBW2.4
1½" x 5/8" -11thd	112CBW2.4	7" x 1¼" -7 thd	7CBW2.4
2" x 1¼" -7 thd	2CBW2.4	8" x 1¼" -7 thd	8CBW2.4
2½" x 1¼" -7 thd	212CBW2.4	9" x 1¼" -7 thd	9CBW2.4
3" x 1¼" -7 thd	3CBW2.4	10" x 1¼" -7 thd	10CBW2.4
3½" x 1¼" -7 thd	312CBW2.4	12" x 1¼" -7 thd	12CBW2.4
4" x 1¼" -7 thd	4CBW2.4	14" x 1¼" -7 thd	14CBW2.4

WET CONCRETE - PROFESSIONAL QUALITY

CBW3 SERIES

LASER ATTACHMENT
SEGMENT HEIGHT 10MM



Available Sizes	QUALITY 3	Available Sizes	QUALITY 3
	CODE 4		CODE 4
		Part #	
1" x 5/8" -11 thd	1CBW3.4	5" x 1¼" -7 thd	5CBW3.4
1½" x 5/8" -11 thd	112CBW3.4	6" x 1¼" -7 thd	6CBW3.4
2" x 1¼" -7 thd	2CBW3.4	7" x 1¼" -7 thd	7CBW3.4
2½" x 1¼" -7 thd	212CBW3.4	8" x 1¼" -7 thd	8CBW3.4
3" x 1¼" -7 thd	3CBW3.4	9" x 1¼" -7 thd	9CBW3.4
3½" x 1¼" -7 thd	312CBW3.4	10" x 1¼" -7 thd	10CBW3.4
4" x 1¼" -7 thd	4CBW3.4	12" x 1¼" -7 thd	12CBW3.4
4½" x 1¼" -7 thd	412CBW3.4	14" x 1¼" -7 thd	14CBW3.4

CORE BITS DRY DIAMOND DRILLING




GRANITE & MARBLE DRILL BITS GRANITE & MARBLE DRILL BITS AND HOLE SAWS

Dry Masonry Bits are available from 1" - 6" diameters. Bartell's CDB3.2 series bits are made for drilling dry through brick or block but not concrete. Instead, the Mongoose design has been drilling through reinforced concrete, brick, pavers and block since 2006. Utilizing high rpm and low torque, the Mongoose will drill dry where conventional bits won't.


DRY MASONRY - STANDARD QUALITY CBD3 SERIES

LASER ATTACHMENT
SEGMENT HEIGHT 8MM




Available Sizes	QUALITY 3		Available Sizes	QUALITY 3	
	CODE 2			CODE 2	
	Part #			Part #	
1" x 5/8"-11 thd	1CBD3.2		5" x 5/8" -11 thd	5CBD3.2	
1½" x 5/8"-11 thd	112CBD3.2		6" x 5/8" -11 thd	6CBD3.2	
2" x 5/8"-11 thd	2CBD3.2				
2½" x 5/8"-11 thd	212CBD3.2				
3" x 5/8"-11 thd	3CBD3.2				
3½" x 5/8"-11 thd	312CBD3.2				
4" x 5/8"-11 thd	4CBD3.2				
4½" x 5/8"-11 thd	412CBD3.2				

MONGOOSE DRY - PRO QUALITY CBD5 SERIES



Available Sizes	QUALITY 5		Available Sizes	QUALITY 5	
	CODE 4			CODE 4	
	Part #			Part #	
1"	1CBD5.4S		2¾"	234CBD5.4S	
1¼"	114CBD5.4S		3"	3CBD5.4S	
1½"	112CBD5.4S		3½"	312CBD5.4S	
1¾"	134CBD5.4S		4"	4CBD5.4S	
2"	2CBD5.4S		4½"	412CBD5.4S	
2¼"	214CBD5.4S		5"	5CBD5.4S	
2½"	212CBD5.4S		6"	6CBD5.4S	

CORE BIT EXTENSIONS AND ADAPTERS




Description	Part #
Adapter, Increasing 5/8"-11 female to 1¼"-7 male	AI58114
Adapter, Reducing 1¼"-7 female to 5/8"-11 male	AR11458
Extension 5/8"-11 x 6"	E586
Extension 1¼"-7 x 6"	E1146
Extension 5/8"-11 x 12"	E5812
Extension 1¼"-7 x 12"	E11412
Mongoose Adapter 5/8"-11" Female	AD58M

Great for drilling anchor or pass through holes in granite and marble counter tops and slabs.

STEM DRILL BITS


WET USE ONLY
3/8" STEM



Available Sizes	QUALITY 3	
	CODE 7	
	Part #	
3/16"	316DBS3.7	
1/4"	14DBS3.7	
5/16"	516DBS3.7	
3/8"	38DBS3.7	
7/16"	716DBS3.7	
1/2"	12DBS3.7	
9/16"	916DBS3.7	
5/8"	58DBS3.7	
3/4"	34DBS3.7	


THREADED DRILL BITS

WET USE ONLY
3/8" STEM




Available Sizes	QUALITY 3	
	CODE 7	
	Part #	
3/16"	316DBS3.7T	
1/4"	14DBS3.7T	
5/16"	516DBS3.7T	
3/8"	38DBS3.7T	
7/16"	716DBS3.7T	
1/2"	12DBS3.7T	
9/16"	916DBS3.7T	
5/8"	58DBS3.7T	
3/4"	34DBS3.7T	

CONTINUOUS STEM MOUNT HOLE SAWS



Available Sizes	QUALITY 3		Available Sizes	QUALITY 3	
	CODE 7			CODE 7	
	Part #			Part #	
5/8"	58HSS3.7		1 3/4"	134HSS3.7	
3/4"	34HSS3.7		1 7/8"	178HSS3.7	
7/8"	78HSS3.7		2"	2HSS3.7	
1"	1HSS3.7				
1 1/8"	118HSS3.7				
1 1/4"	114HSS3.7				
1 3/8"	138HSS3.7				
1 1/2"	112HSS3.7				
1 5/8"	158HSS3.7				

PROFESSIONAL GRADE HOLE SAWS



Available Sizes	QUALITY 5	
	CODE 7	
	Part #	
1" x 5/8" -11	1HSS5.7T	
1¼" x 5/8" -11	114HSS5.7T	
1 3/8" x 5/8" -11	138HSS5.7T	
1½" x 5/8" -11	112HSS5.7T	
1¾" x 5/8" -11	134HSS5.7T	
2" x 5/8" -11	2HSS5.7T	

Indy-Cutt Diamond Blades are designed for cutting green concrete with Soff-Cut® brand concrete saws. Our high quality blades incorporate a laser welded design and double roll tensioning for the cleanest cut available.

INDY-CUTT GREEN CONCRETE

Available Sizes	Part #
5" x .080	5BEE41C
5½" x .080	512BEE41C
6" x .095	6BEE41C
8" x .095	8BEE41C
10" x .095	10BEE41C
10" x .250	10250BEE41C
12" x .125	12BEE41C
12" x .250	12250BEE41C

Available Sizes	Part #
13½" x .125	1312BEE41C
13½" x .250	1312250BEE41C
14" x .125	14BEE41C
14" x .250	14250BEE41C



INCLUDES SKID PLATE

BLADE SPEED REQUIREMENTS

Blade Diameter	Optimum Operation Speed*	Maximum Safe Speed**
4"	9072	15000
4½"	8063	13300
5"	7257	12000
6"	6048	10185
7"	5184	8730
8"	4536	7640
9"	4032	6790
10"	3629	6115
12"	3024	5095
12" H/S	-	6300
14"	2592	4365
14" H/S	-	5460
16"	2268	3820
16" H/S	-	4725
18"	2016	4500
20"	1814	3055
24"	1512	2550
30"	1120	2040
36"	1008	1700
42"	864	1455
48"	756	1275

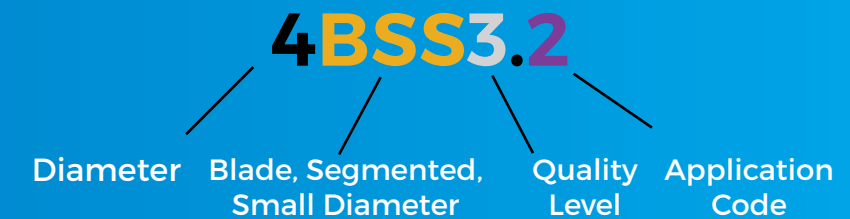
*Based on 11,000 sfpm (Optimum performance range for cutting)

**Represents maximum tool speed

AVERAGE CUTTING DEPTHS

Road Saw		Tile Saw	
12"	3 5/8"	4"	3/4"
14"	4 5/8"	4 1/2"	1"
16"	5 5/8"	5"	1 1/4"
18"	6 5/8"	6"	1 3/4"
20"	7 5/8"	7"	2 1/4"
24"	9 5/8"	8"	2 3/4"
26"	10 5/8"	9"	3 1/4"
30"	11 3/4"	10"	3 3/4"
36"	14 3/4"		
42"	17 3/4"		
48"	19 3/4"		
Masonry Saw		Wall Saw	
14"	5"	18"	6 1/2"
16"	6"	24"	9 1/2"
18"	7"	30"	11 1/2"
20"	8"	36"	14 1/2"
		42"	17 3/4"
		48"	20 3/4"
Cut Off Saw			
12"	3 3/4"		
14"	4 3/4"		

UNDERSTANDING THE PART NUMBER





BartellGlobal.com